

Screw Compressors

CPM



People.
Passion.
Performance.



Chicago
Pneumatic

About Chicago Pneumatic

Since 1901, the **Chicago Pneumatic** name has represented reliability and attention to customer needs, as a global manufacturer of power tools, air compressors, generators, light towers, and hydraulic equipment for professional and industrial applications. It represents products that are engineered for high performance. In addition to pioneering design, high-impact technology and durability, **Chicago Pneumatic** means **customer value**.

Our people start every single day with a passion to research, develop, manufacture and deliver new products that are meant to meet your needs not only today, but tomorrow as well.

All this has come together because we have consistently practiced our brand promise:

People. Passion. Performance.



People. Passion. Performance.



For Chicago Pneumatic, it isn't just about products. We value our end-users' and distributors' **performance**, and do our ultimate best to make it **easy to work** with us while providing **reliable products with a passion**.

- **Broad product portfolio** of robust compressors & tools
- **Decades of experience & innovation**
- **100% committed** distributor partnership







This is how we keep you productive at all times, meeting the needs of professionals in vehicle service, general industry and construction around the globe.

People. Passion. Performance.

Define your needs,

Going for our extensive offer of oil-injected screw compressors below 30kW, you choose for **reliable performance**, **trustworthy technology** and **increased efficiency**. These ranges are also suitable for more demanding applications and can be deployed in harsh working conditions.



Noise level	 Silent: 61-71 dB(A)
Vessel size	 0, 200, 270, 500 L
FAD	 240 - 4332 l/min
Power	 3-40 hp / 2,2-30 kW
Pressure	 8 - 13 bar
Weight	 99 - 619 kg

User benefits

- Easy and user-friendly operation
- Robust design, ready to operate in hard working conditions
- Fast and easy maintenance, all consumables are easy to reach and maintain
- Complete and compact solution including air receiver and dryer
- Quiet operation allowing installation close to the workplace

CPM Series 3 - 40HP / 2,2 - 30kW



CPM 25 500L D

The perfect solution for the small businesses.

Easy to use, efficient and reliable, the CPM Series meets the compressed air demands of tire shops, paint shops, car dealers, maintenance shops, etc. Easy to use and quiet by design, the CPM can be installed almost anywhere in the workshop, without disturbing your working environment. Base mounted or tank mounted, with or without dryer, the CPM is a complete solution for your business.



Total reliability

The complete unit is designed to operate at ambient temperatures up to 46° C / 115° F.



Efficient cooling

An oversized ventilation ensures low internal temperatures, making your compressor more live better and longer.



Built to last

Patented rotary screw element allows you to work on continuous duty and very hard working conditions.



Cost effectient maintenance

All the main components are easily accessible, ensuring fast and simple maintenance.



Smart monitoring and control

ES 4000 Basic Controller makes operation very simple with warning and service alarms. (only for 10 - 40 HP models)



Complete solution design

- Compact and complete solution with a very small footprint.
- Save space and money with tank-mounted installations with dryer and filters.
- The complete solution not only saves installation costs, but also reduces the risk of air leakages in the compressor room.

Technical Table	* [l/min]					**	
	Type	8 bar version	10 bar version	13 bar version	HP	kW	
Base mounted							
CPM 3	297	240	na	3	2,2	61	620 x 612 x 995
CPM 4	443	320	na	4	3	61	620 x 612 x 995
CPM 5,5	560	470	na	5,5	4	62	620 x 612 x 995
CPM 7,5	697	600	na	7,5	5,5	64	620 x 612 x 995
CPM 10 M	1008	920	na	10	7,5	64	650 x 642 x 995
CPM 3-10M is also available installed on a 200L air vessel + dryer , dimensions: 1429 x 612 x 1300							
CPM 10	1140	996	780	10	7,5	65	850 x 720 x 980
CPM 15	1620	1416	1152	15	11	69	850 x 720 x 980
CPM 20	1860	1680	1332	20	15	71	850 x 720 x 980
CPM 10-20 is also available installed on a 500L air vessel+ dryer , dimensions: 1945 x 720 x 1468							
CPM 21	2550	2310	1872	20	15	67	1180 x 833 x 1220
CPM 25	3126	2700	2310	25	18,5	69	1180 x 833 x 1220
CPM 30	3720	3216	2784	30	22	70	1180 x 833 x 1220
CPM 40	4332	3906	3432	40	30	71	1180 x 833 x 1220
CPM 21-40 is also available base mounted + dryer , dimensions: 1450 x 833 x 1220							
CPM 21-30 is also available installed on a 500L air vessel, dimensions: 1904 x 833 x 1832							
CPM 21-30 is also available installed on a 500L air vessel + dryer, dimensions: 1904 x 833 x 1832							

For weights and part numbers, please contact your local customer center.

CPM 3-20 units are also available installed on a 270L air vessel

All units are also available in 60 Hz, please contact your local sales representative for more information.

* Unit performance measured according to ISO 1217, Annex C, latest edition

** Noise level measured according to ISO 2151:2004 using ISO 9614/2

